

Welcome to Waterford's PowerSchool Parent Portal and the NEW Single Sign-On Feature

Waterford's Parent Portal interface gives parents and students access to real-time information including Attendance, Grades and detailed Assignment Descriptions, School Bulletins, and even personal messages from the teacher.

The powerful communication tools *keep everyone connected*:

- **Students** stay on top of assignments
- **Parents** are able to participate more fully in their student's progress
- **Teachers** are able to provide communication between school & home
-

The new **Single Sign-On** feature allows Parents & Guardians to *create their own individual Access Account, maintain Account Information, link Any and All Students to their account and set email preferences.*

Following are instructions for Creating An Account, Linking your Students, Setting your Preferences and Navigating the Parent Portal.

The New Public Portal Logon Screen

Internet address: wpsportal.org

From www.waterfordschools.org, click on the PowerSchool Icon available on all pages below the Channel Bar



***PARENTS MUST CREATE AN ACCOUNT and LINK STUDENTS PRIOR TO LOGGING IN**

PowerSchool

Waterford Public Schools
15 Rope Ferry Road
Waterford, CT 06385

*Please reference documentation on CREATING an Account and Linking Students before logging into the Portal. Click [here](#) for documentation.

Login

User Name

Password

[Having trouble logging in?](#)

Create an Account

Create a parent/guardian account that allows you to view all of your students with one login account. You can also manage your account preferences. [Learn more.](#)

PEARSON Copyright© 2005 - 2010 Pearson Education, Inc., or its affiliate(s). All rights reserved.
www.PearsonSchoolSystems.com

Your school/s will issue an Access ID and Password (for student/s whom you have legal and parental rights to) for each student you wish to associate to your Parent/Guardian Account.

Creating an Account

Open an Internet Browser and type: <https://wpsportal.org> in the address field.

The New Public Portal Login Screen appears

PowerSchool

Waterford Public Schools
15 Rope Ferry Road
Waterford, CT 06385

***Please reference documentation on CREATING an Account and Linking Students before logging into the Portal. Click [here](#) for documentation.**

Click on **Create an Account**

Login

User Name

Password

[Having trouble logging in?](#)

Click the **Create Account** button

Create an Account

Create a parent/guardian account that allows you to view all of your students with one login account. You can also manage your account preferences. [Learn more.](#)

PEARSON

Copyright© 2005 - 2010 Pearson Education, Inc., or its affiliate(s). All rights reserved.
www.PearsonSchoolSystems.com

The **Create Parent/Guardian Account** page opens.
 Fill in **ALL** fields with appropriate information.
 Enter **YOUR** First Name, **YOUR** Last Name, **YOUR** unique Email address, **YOUR** desired User Name, **YOUR** desired Password (must be unique and a minimum of 6 characters)



Create Parent/Guardian Account

First Name: Mommy

Last Name: Test

Email: mommy@yahoo.com

Desired User Name: mommy

Password: [masked] Better

Re-enter Password: [masked]

Link Students to Account

Enter the Access ID, Access Password, and Relationship for each student you wish to add to your Parent/Guardian Account

Student Name	Access ID	Access Password	Relationship
1. Test, Nancy	testn	[masked]	Mother, natural/adoptive
2. Test, 2child	test2	[masked]	Mother, natural/adoptive
3.			-- Choose
4.			-- Choose
5.			-- Choose
6.			-- Choose
7.			-- Choose

In the **Link Students to Account** section, fill in all information accordingly for each of 'your students'.
 Include **Student's Name/s**, **Access ID (as supplied by your school/s)**, **Access Password (as supplied by your school/s)** and **select your Relationship with the student/s**.
 Click the **enter** button.

If there is an error in the input of information on the **Create Parent/Guardian Account** page, an error page will display, prompting for corrections.

If all the data was entered correctly, a resulting Congratulations! message appears with the login screen. You may proceed to Login, using the User Name & Password you entered on the **Create Parent/Guardian Account** page.

PowerSchool
Waterford Public Schools
15 Rope Ferry Road
Waterford, CT 06385

*Please reference documentation on CREATING an Account and Linking Students before logging into the Portal. [Click here for documentation.](#)

Congratulations! Your new Parent/Guardian Account has been created. Enter your Username and Password to start using your new account.

Login

User Name
mommy

Password
●●●●●●●●

[Having trouble logging in?](#)

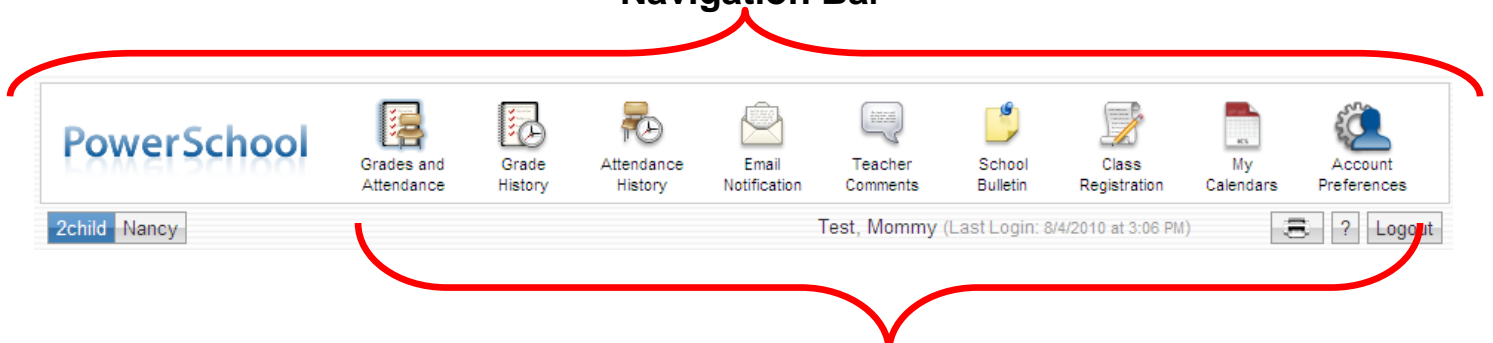
Submit

PEARSON Copyright© 2005 - 2010 Pearson Education, Inc., or its affiliate(s). All rights reserved.
www.PearsonSchoolSystems.com

Click the Submit button.

The Main Menu & Navigation Bar – Navigating Public Portal

Navigation Bar



Main Menu

Navigation Bar

PowerSchool Click to return to start page

Main Menu – Contains links to Portal functions. See next page for more information.

2child Nancy

The first names of the students associated to your parent/guardian account. Click the name of the student for whom you want to view information.

Test, Mommy (Last Login: 8/3/2010 at 4:02 PM)

The first & last name of the person logged in along with the last login date and time.



Click to print a printer-friendly version of the page you are viewing.




Click to view page-specific online help.


Logout

Click to log out of Parent Portal.

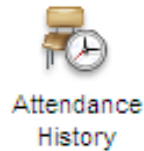
Main Menu



Grades and Attendance – Click to view the student's Grades & Attendance for the current term.




Grade History – Click to view student's grades for the previous term.



Attendance History – click to view Attendance History for the current term.



Email Notification – Click here to set the e-mail notifications you can receive on a regular basis.



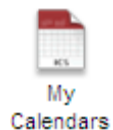
Teacher Comments – Click to view any teacher comments.



School Bulletin – Click to view the current school bulletin.



Class Registration – click to register for classes and view course requests.



My Calendars – Click to subscribe to specific homework and event calendars.



Account Preferences – Click to manage your Parent Portal account, change password, update login & email info.